

SP-MGTP

Portable Multi Gas Detector



DESCRIPTION

SP-MGTP is a sampling-type gas detector that measures six (6) major gases simultaneously, which cause most of the industrial accidents, to protect workers from the disasters caused by the oxygen deficiency, toxic gas poisoning and gas explosion. It detects up to six (6) gases with 37 different toxic and flammable gas combinations and displays their concentrations and raises an alarm (visual, vibrating, and audible) when the risk occurs.

KEY FEATURE

- Sampling-type with embedded pump & probe
- Max 6 gases with 37 different gas combinations
- Event log (Recent 30 event / bump / calibration)
- Easy to maintain (2 filters in probe & in detector)
- Inner teflon coating of gas tube line

SPECIFICATION

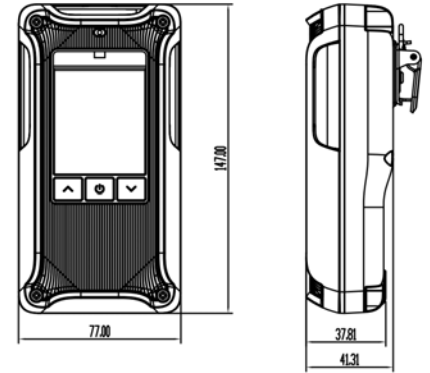
Model	SP-MGTP
Display	Segment LCD Display, LCD Backlight, Indicator LED
Key	3 Operation and Programming Keys
Sensor	Electrochemical for toxic gases and O ₂ / PID for VOCs gas / Catalytic and NDIR for combustible gases
Alarm	Visual : LCD Alarm Display, LCD Backlight Indicator LED Audible/ Buzzer (90dB at 10cm)
Dimension	77 (W) x 146 (H) x 43 (D)mm
Weight	490g
How to Fix	Belt Clip
Operating Temperature	-20°C~+50°C
Operating Humidity	10%~90% RH (Non-condensing)
IP	IP 67
Pressure	80~120KPa
Sampling	Built-in pump
Battery Type	Rechargeable Li-ion power supply unit (4,000mAh)
Operating Time	SP-MGTP-P0 Series : 30 hours SP-MGTP-N0/N1/N2 Series : About 5 days or more
Case	TPU covered Poly Carbonate (PC)
Options	IR-Link
Flow Rate	250~300cc





Certification

IECEX	SP-MGTP-P0 Series	Ex da ia IIC T4 Ga / Ex da ia IIB T4 Ga
	SP-MGTP-N0 Series	Ex ia IIC T4 Ga / Ex ia IIB T4 Ga
	SP-MGTP-N1 Series	Ex db ia IIC T4 Gb / Ex db ia IIB T4 Gb
	SP-MGTP-N2 Series	Ex db ia IIC T4 Gb / Ex db ia IIB T4 Gb
	SP-MGTP-00 Series	Ex ia IIC T4 Ga / Ex ia IIB T4 Ga
ATEX	SP-MGTP-P0 Series	II 1 G Ex da ia IIC T4 Ga / II 1 G Ex da ia IIB T4 Ga
	SP-MGTP-N0 Series	II 1 G Ex ia IIC T4 Ga / II 1 G Ex ia IIB T4 Ga
	SP-MGTP-N1 Series	II 2 G Ex db ia IIC T4 Gb / II 2 G Ex db ia IIB T4 Gb
	SP-MGTP-N2 Series	II 2 G Ex db ia IIC T4 Gb / II 2 G Ex db ia IIB T4 Gb
	SP-MGTP-00 Series	II 1 G Ex ia IIC T4 Ga / II 1 G Ex ia IIB T4 Ga
INMETRO	SP-MGTP-P0 Series	Ex da ia IIC T4 Ga / Ex da ia IIB T4 Ga
	SP-MGTP-N0 Series	Ex ia IIC T4 Ga / Ex ia IIB T4 Ga
	SP-MGTP-00 Series	Ex ia IIC T4 Ga / Ex ia IIB T4 Ga
	SP-MGTP-N1 Series	Ex db ia IIC T4 Gb / Ex db ia IIB T4 Gb
	SP-MGTP-N2 Series	Ex db ia IIC T4 Gb / Ex db ia IIB T4 Gb
UL	SP-MGTP-P0 Series	Ex da ia IIC T4 Ga Class I, Division 1, Groups A, B, C, and/or D, T4 Class I, Zone 0, AEx da ia IIC T4 Ga Ex da ia IIB T4 Ga Class I, Division 1, Groups C, and/or D, T4 Class I, Zone 0, AEx da ia IIB T4 Ga
	SP-MGTP-N0 Series	Ex ia IIC T4 Ga Class I, Division 1, Groups A, B, C, and/or D, T4 Class I, Zone 0, AEx ia IIC T4 Ga Ex ia IIB T4 Ga Class I, Division 1, Groups C, and/or D, T4 Class I, Zone 0, AEx ia IIB T4 Ga
	SP-MGTP-N1 Series	Ex db ia IIC T4 Gb Class I, Division 1, Groups A, B, C, and/or D, T4 Class I, Zone 1, AEx db ia IIC T4 Gb Ex db ia IIB T4 Gb Class I, Division 1, Groups C, and/or D, T4 Class I, Zone 1, AEx db ia IIB T4 Gb
	SP-MGTP-N2 Series	Ex db ia IIC T4 Gb Class I, Division 1, Groups A, B, C, and/or D, T4 Class I, Zone 1, AEx db ia IIC T4 Gb Ex db ia IIB T4 Gb Class I, Division 1, Groups C, and/or D, T4 Class I, Zone 1, AEx db ia IIB T4 Gb
	SP-MGTP-00 Series	Ex ia IIC T4 Ga Class I, Division 1, Groups A, B, C, and/or D, T4 Class I, Zone 0, AEx ia IIC T4 Ga Ex ia IIB T4 Ga Class I, Division 1, Groups C, and/or D, T4 Class I, Zone 0, AEx ia IIB T4 Ga
	etc.	EMC, RoHs2, REACH, WEEE, FCC, RCM(ACMA&RSM)

DIMENSION (Unit:mm)



ACCESSORIES

-  IR Link Communication
Connects to the computer in order to program configuration and download data log
-  SP-MGTP Single Docking Station